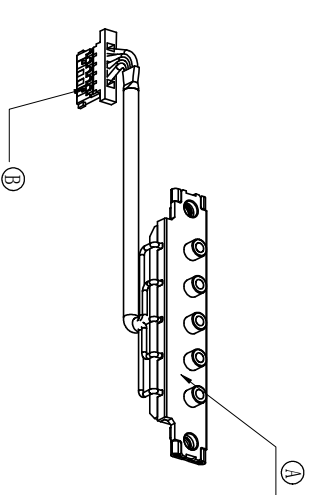
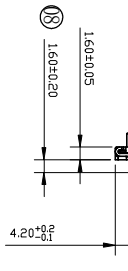
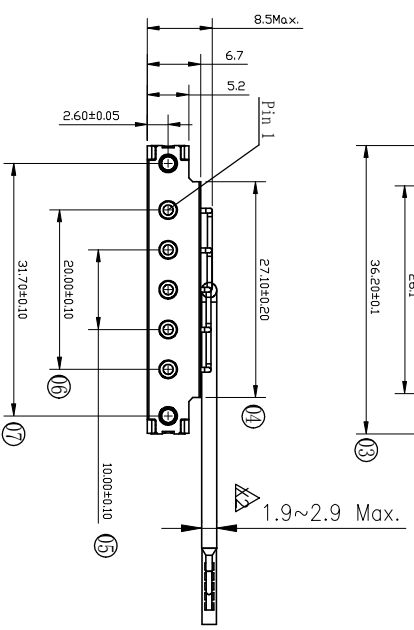
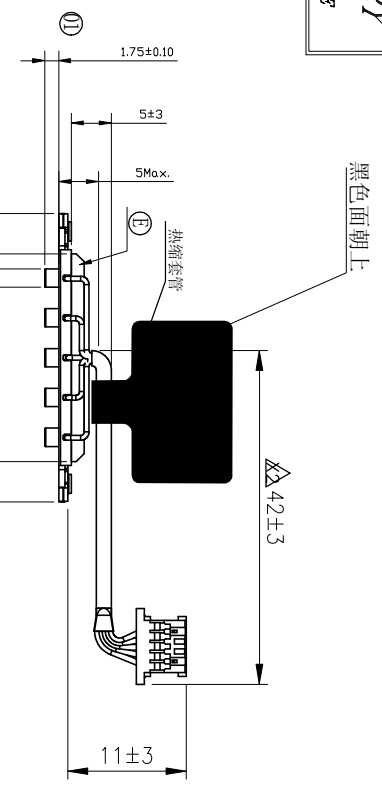


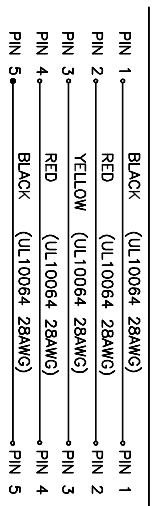
PRELIMINARY
PART IN DESIGN
SUBJECT TO CHANGE



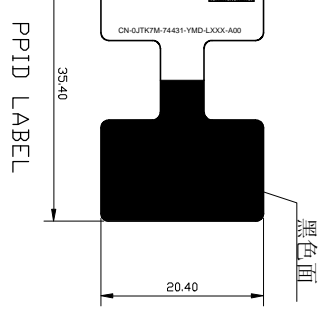
REV.	PART-NO.	ISSUED
△	RFQ-13N277	2013/10/15
△	DCN-1403024	Beor Choi
△	RFQ-13N277	2013/12/02
△	DCN-1403024	Beor Choi

SPECIFICATIONS:
1. ELECTRICAL CHARACTERISTICS:
1-1. RATING: DC 2A
1-2. CONTACT RESISTANCE: 60m Ω MAX. (PRE PIN)
1-3. INSULATION RESISTANCE: 100MΩ MIN. AT 500V DC
1-4. DIELECTRIC WITHSTANDING VOLTAGE: 500V AC FOR 1 MINUTE.
1-5. DURABILITY 10000 CYCLES
2. MECHANICAL CHARACTERISTICS:
2-1. INSERTION FORCE: 4.5 KGF MAX.
2-2. WITHDRAWAL FORCE: 0.5 KGF MIN.
3. OPERATING TEMPERATURE: -20°C TO +50°C.
4. DIMENSION ⓧ MARKED SHOULD BE MEASURED BY QC.

CONNECTOR(A) WIRE DIAGRAM POGO CONNECTOR



PPID LABEL 内容说明:
1. 所有内容“0”表示数字零;
2. 20条码内第23位: “C”-01JKTW-74431-YMD-LXXX-A00”,不可多或少一位;
3. PPID内容: YMD-LXXX-A00
编码规则如下:
Y:表示年份,取年份的末位,可取1-9代表不同年份 例: 2010 取年
M:表示月份,取数字1-9及字母A-F分别表示1-12月份) 例: B表示11
D:表示日期,取数字1-9及字母A-V表示1-31日) 例字母V表示为31日;
L为厂商固定码,XXX表示流水码 (001, 002, A01, B01,...)
A00:表版本码



ITEM	DESCRIPTIONS	MATERIAL	FINISH	Q'TY	NOTE
①	MACROWELT	MACROWELT 6208	AMBER	4	
②	ACETATE CLOTH TAPE 0.12*W15	UL10064 28AWG	BLACK COLOR	5	
③	WIRE	UL10064 28AWG		5	
④	TERMINAL	GOLD PLATING		5	
⑤	HOUSING	WHITE		1	

APPROVALS	DATE	TITLE
Beor Choi	2013/12/02	POWER POGO PIN CONN+WIRE
Robert Song	2013/12/02	
Alex Shoung	2013/12/02	

CUSTOMER

3rd ANGLE PROJECTION

SCALE: 1:1 UNIT: mm SHEET: 1/1